

~ SHOP LOCATOR ~

2 WHITE MOUNTAINS

Tin Roof Primitives—Center Conway

3 LAKES REGION

Cardinal's Farmhouse Sampler—Farmington

The Four Corner Antique Store—Rochester

6 MERRIMACK VALLEY

Bittersweet Blessings—Chester

Countryberries—Deerfield

Patches Quilt Loft—Manchester

The Victorian Cupboard Sewing Studio—Salem

7 SEACOAST REGION

Antiques at Edgerly Farm—Hampton Fall

Log Cabin Antiques & Gifts—Kingston

Sage Farm Antiques—North Hampton

The Farmhouse (Olde Towne Hall Antiques)—Stratham

Pumpkin Hollow Primitives—Nottingham

MAINE

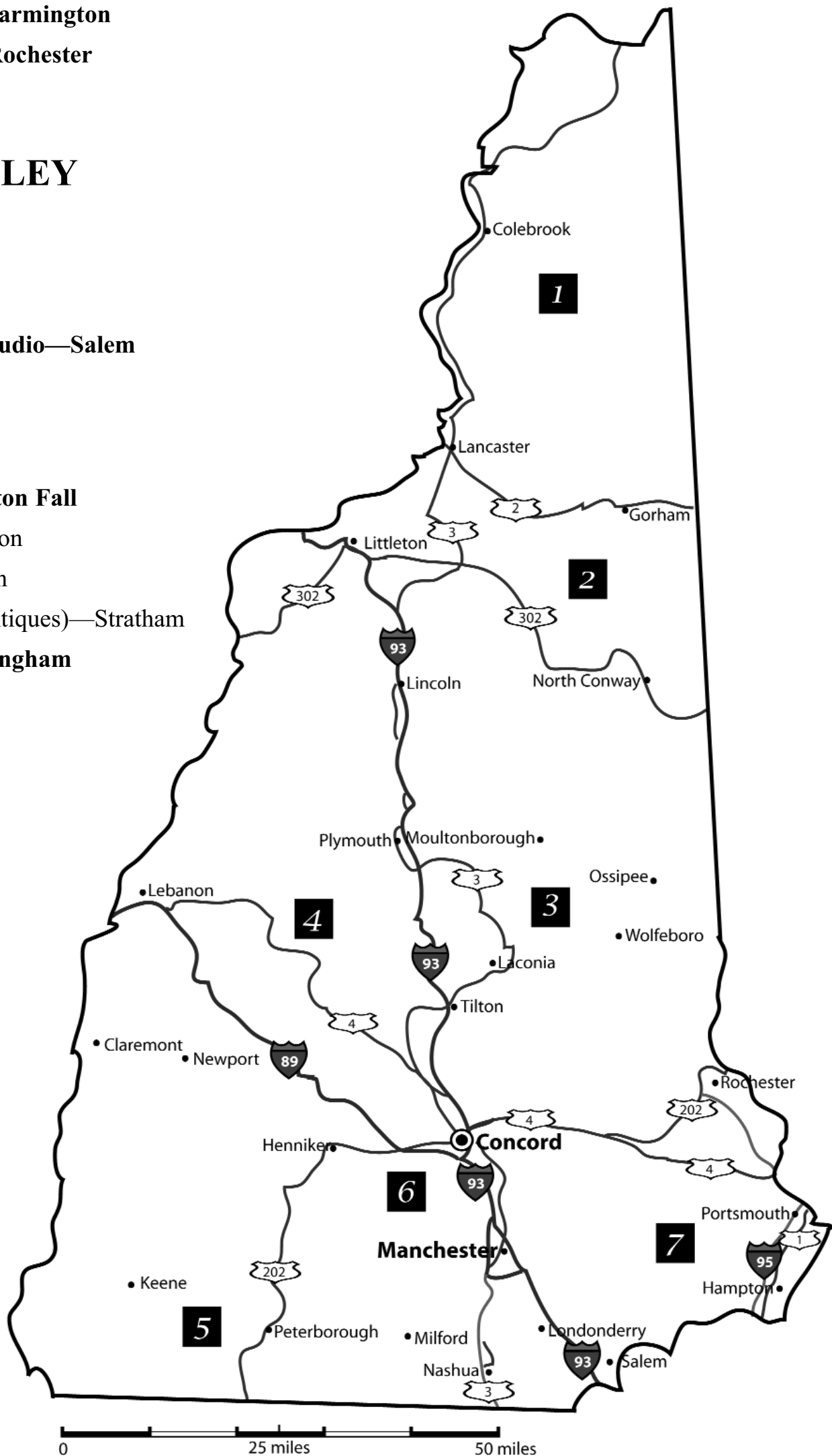
Winterberry Barn—Buxton

Bold listing indicates this shop participates in our Frequent Advertiser Program.

EVENTS

Amoskeag Quilters' Guild—Tomorrow's Heirlooms Quilt Show- Manchester Memorial High School

MQX Quilt Festival—The Center of NH, Manchester



Building Harmony— Into the Future

By Jeff Cappis

I've often wondered—If you could see the future, would you really understand what is going on there? Who of us wouldn't want to know, if given the chance.

To see my future, I had to meet someone else's past.

Mrs. Andolini is a neighbor of ours. She lives two acreages down and across the road from our place. She and Mr. Andolini came here from the old country over 50 years ago and have made quite nice lives for themselves. Except for the sound of the occasional house trashing argument—Mrs. Andolini does have a temper—they have been pretty good neighbors.

From time to time relatives from the old country come to visit and the Mandolins invite us over. I particularly enjoy Mrs. Andolini's relatives. Many of them are very colorful people who love to share their knowledge and talents.

Her uncle Francesco, for example, showed me how he could belch the alphabet. That's what they do for fun at his vineyard. He got as far as the letter "R" and it took him trying all evening to get that far. Fun times. Her brother was an expert on wines and insisted on sampling over 15 different bottles with us. Cathy and I had a fun walk home that night.

I can see the future...



Your face is on fire

So when Mrs. Andolini's visiting sister Iris told us she was psychic, I really didn't expect anything too serious.

"I can see things. Come," she said in broken English, "Sit with me. Maybe we see your future."

My wife Cathy went first.

She smiled at Cathy and looked at her through kind elderly eyes. After a moment, she put her hand down on Cathy's and said with a smile, "You have a good soul. A strong soul. You will live to an elderly age and enjoy your great grandchildren. I see steady fortune in your life. You will be surrounded always by family and friends."

"My husband too?" Cathy asked.

"Sure, why not," Iris replied. Then she looked at me and whispered to Cathy, "But the future isn't written in stone. You can always change your mind about him. I see a younger looking man."

Everyone laughed except me.

Then came my turn. She looked into my eyes. I looked into hers. She squinted. I squinted. Her eyes went wide. Alarmed, my eyes went wide. Then her eyes went narrow and she told me to knock it off. I relaxed the eye thing and after a moment she spoke.

"You are an old soul," she said. I was flattered. "Not a very smart one though." Insulted. "But you will have much luck." Flattered again. "I hope it isn't all bad."

"Is this fun for you?" I asked.

"Quit talking and let me concentrate," she demanded.

I watched her for a moment, as she seemed to be watching my future before her eyes. I tried not to look too intense about it but, inside, I had a laser focus on her every word.

"I see you running around with your face on fire."

"What!?" I demanded.

"It will probably improve your looks," she added.

Everyone laughed except me.

Bummer. Well that was it. I was in a funk but tried not to show it. Luckily the evening didn't go on too much longer. After some pleasant conversation and another glass of wine, we bid them good night and began our walk. All the way home I steamed about that bitter old bitty and her two-bit prophesies. Improving my looks by burning my face? My wife finding a younger man? I think that one steamed me the most. Cathy tried to reassure me.

When we got home, I went to wash up for the night and looked at myself in the mirror. There was an old man looking back at me. In that moment of insecurity I decided to shave my beard off. It had gone grey and maybe it was time to go anyway.

With the only razor blade I had left (a dull one), I proceeded to scrape the old beard off. I nicked myself quite a few times, but my bare skin felt good. Then I applied the aftershave.

Talk about running around with your face on fire! I was trying very hard not to scream but man that stuff burned! Cathy heard the commotion and ran in just in time to see me running my face under the tap. What a panic.

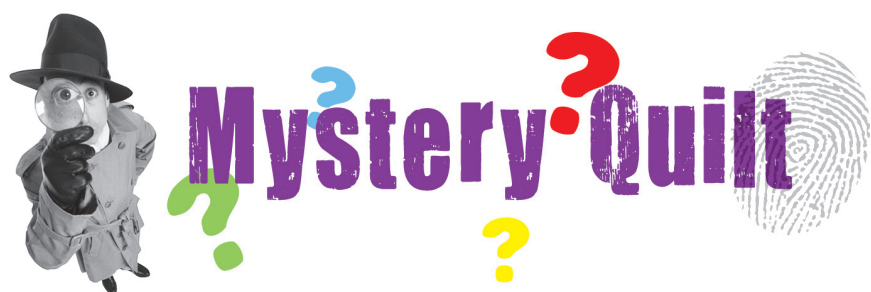
When I was done, she wiped the water from my face with a towel and ran her hand down my smooth cheeks.

"You look ten years younger," she said in a soft voice. "I changed my mind about you. I'll take this young man in front of me."

At that point I couldn't have loved her more.

I guess Iris was a psychic after all. But, instead of playing around with me like that, couldn't she have just given me some future @#\$\$%! lottery numbers?

Copyright 2017 by Jeff Cappis. Email: jcappis@telus.net.



Mini Jewels

Mystery Quilt 2018 for The Country Register

Designed by Ann Jones

For questions contact Nine Patch Quilt & Fabrics, Nevada, MO
www.ninepatchnevada.com or ericaskouby@gmail.com or 417-667-7100

PART 2: Blocks 3 & 4: Make 2 of each block. Again, these blocks are identical except for the placement of the half square triangle blocks!

For each block: Cut

Three (3) 4 1/2 X 4 1/2" squares light Fabric C

Three (3) 4 1/2 X 4 1/2" squares of medium Fabric B

One (1) 4 1/2 X 4 1/2" square use pre-cut Fabric A

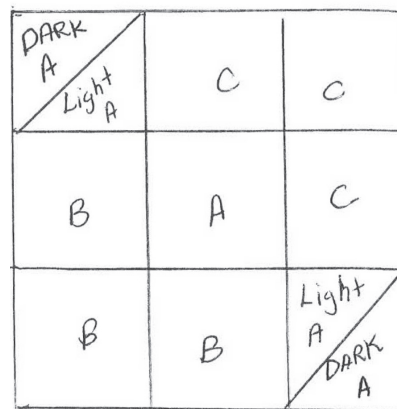
One (1) dark Fabric A pre-cut 5" square

One (1) light/medium Fabric A pre-cut 5" square

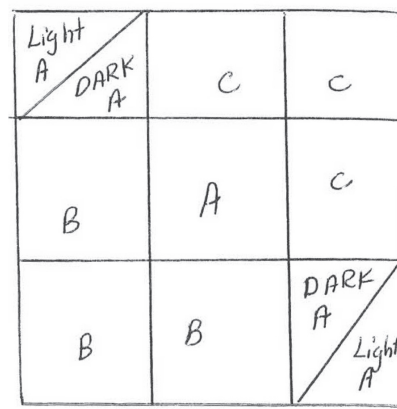
Using your 5" Fabric A squares, draw a diagonal line on wrong side of light Fabric A square. Place squares right sides together and sew a seam 1/4" seam on both sides of the marked diagonal line. Cut on the diagonal line. Press seams towards the darker fabric. Square these up to 4 1/2". This will make the 2 half square triangles that you need for the corners of your block.

Follow the diagram for placement. On Block 3, the DARK half of your half square triangles will be to the OUTSIDE of your block in the UPPER LEFT and LOWER RIGHT hand corners. In Block 4, the LIGHTER fabric will be in the UPPER LEFT and LOWER RIGHT hand corners.

Block 3 (make 2)



Block 4 (make 2)



Quilting with Barbara

by Barbara Conquest

Many years ago my great-uncle kept a flock of domesticated Canada geese, a novelty in those times. These geese had minds of their own; they much preferred to live on my father's farm, where something—perhaps the water or food availability—was more to their liking.

So my great-uncle clipped their wings so they would stay home where they belonged. They were resourceful creatures, however. The following morning a parade of geese with clipped wings passed through our yard on their way to their preferred swimming and nesting site. These birds had walked over a mile cross-country, over plowed fields and pastures to get where they wanted to be. They stayed with us until harvest, at which time they returned home for the winter, wing feathers regrown, honking all the way in triumph. (They may have been honking "I did It My Way," in goose language, I suppose).

Recently I've been thinking of these geese, envying their ability to overcome obstacles. After knee-replacement surgery in December, I felt like my wings had been clipped. My work spaces are down a flight of stairs, and while it was possible to ascend and descend stairs with my new knee, it was slow and painful. Downstairs more frustration awaited. Standing at my longarm machine, for even a short time, was out of the question. Piecing long-delayed quilt tops involved periods of sitting with my knee bent, which was equally painful. Cutting was worse. Quilting and all quilting-related activities came to a crashing halt.

It must be said, however, that the experience was not all bad. I had excellent care both in hospital and at home, thanks to my caring husband who cancelled or postponed most of his normal activities to look after me. And, living in Canada, the price was right! There are worse ways to spend six weeks of an Alberta winter than lounging around indoors reading, napping and planning future quilting ventures.

However my wings, er knee, usable once again, is beginning to allow me free flight and by the time this is printed I'll be back at work, knee rejuvenated and enthusiasm regained. I probably won't be honking, though.

Barbara Conquest writes her column from Blue Sky Quilting in Tofield, AB. © Barbara Conquest.

9TH ANNUAL FLEA MARKET

ST PATRICK'S DAY MARCH 17 10-5
OLDE TOWNE HALL ANTIQUES
151 Portsmouth Ave/ Rt 33, Stratham, NH

Our 5000 sq ft shop will be brimming with lots of merchandise from antique to what have you... vintage, country, primitive, shabby plus much more!

It's hard to believe that we've been doing this for 9 years,
This will be our last time at this location!!

**On April 2nd we'll be OPEN at our new shop
across the street-**

THE FARMHOUSE on 33... with the big blue barn



Enjoy the deals at **Olde Towne Hall Antiques** in March-

then visit us in April at **THE FARMHOUSE**
across the street

NEW NAME...NEW LOCATION

Open 10-5 Daily, Sat 11-4

603-772-2780

Plenty of FREE Parking

Check us out on

The Four Corner Antique Store LLC

204 Estes Road Rochester, NH
603-332-1522

Antiques
Collectibles
Gifts
Garden Accents



Crafts
Country Decor
Furniture
Primitives

Spring Cleaning? Changing Your Style?
**Call us! We buy country, primitives, antiques
and home decor.**

Open Wednesday- Sunday 10-5 Closed Monday and Tuesday
Jcts of Route 202A, Estes Rd and Meaderboro Rd

BITTERSWEET BLESSINGS

20 Chester Street Chester, NH 03036
603-845-3577 www.bittersweet-blessings.com

*A primitive shop with over 8,500 square feet to lose
yourself in! Barn is now OPEN as well! We carry primitives,
handmades, wood and upholstered furniture, rugs,
repurposed, antiques, vintage and more.*

Check us out on FaceBook for daily pictures

Spring Open House March 2nd-4th

Maple Sugar Weekend March 24th-25th


Michelle's Birthday Weekend April 13th-15th

Garden Party Weekend May 11th-13th

Hours: 7 Days-a-Week 10am-5pm

1991
OUR 27th YEAR
2018

Countryberries LLC



Whimsies and necessities for your country home and garden

**Olde Century Paints • Carriage House Lighting
Park Designs • Country House**

country swags, valances and matching linens
folk art • garden art • dolls • bears • baskets
primitive pine furniture • potpourri • braided rugs
berry vines • wreaths • garlands

1803, Black Crow, A Cheerful Giver candles
battery powered tapers, tealights and pillars

American Country, A Simple Life, A Primitive Place

330 North Road Deerfield, NH

On Rt 107, 1 1/2 miles south of Rt 4 (Antique Alley)


603-463-7615 www.countryberries.com

Winter hours by appointment Reopening March 14th

Hours: Wed-Sat 10-5 Sun 12-5



MasterCard, Visa, Discover Gift Certificates



**Spring Open House
March 16-18**

Fri, Sat 10-5 Sun 12-5

Specials, Door Prize,
Homemade Cookies
New Spring and Easter

**We'll be closed
Easter Sunday
April 1st**